

DIRECT HOUSING PROGRAM

The Road To Receiving Temporary Housing



Step 1

To be considered for direct temporary housing, you must be registered with FEMA.




Step 2

Inspection of damaged home to determine eligibility for FEMA assistance.



Step 3

If you are found eligible, FEMA will contact you for a pre-placement interview.



Step 4

Site inspection to determine if unit can be placed on your private property.




Step 5

If site is approved, FEMA will issue work order to install unit.




Step 6

If site is not approved, FEMA will install unit at pre-determined commercial park.




Step 7

Applicant arranges for utilities connection.



Step 8

Unit is installed and inspected.



After inspection, applicant signs license-in-agreement. Periodically, applicant re-certifies need for housing.

